



Washtenaw Community College

An information session for anyone interested in learning more about the Michigan Reconnect program and joining Washtenaw Community College



Washtenaw
Community
College



What we will cover:

- Who is eligible?
- What is it?
- Where can I use it?
- Why should I go to WCC?
- When can I start?
- How do I get started?



Quick Fact:

53.4% of Michiganders 25 years and older have a high school diploma or some college as their highest level of education.

Source: 2018 US Census Bureau: Michigan Statistics

College: A Worthy Investment

**AN INVESTMENT IN KNOWLEDGE
PAYS THE BEST INTEREST.**

- Benjamin Franklin

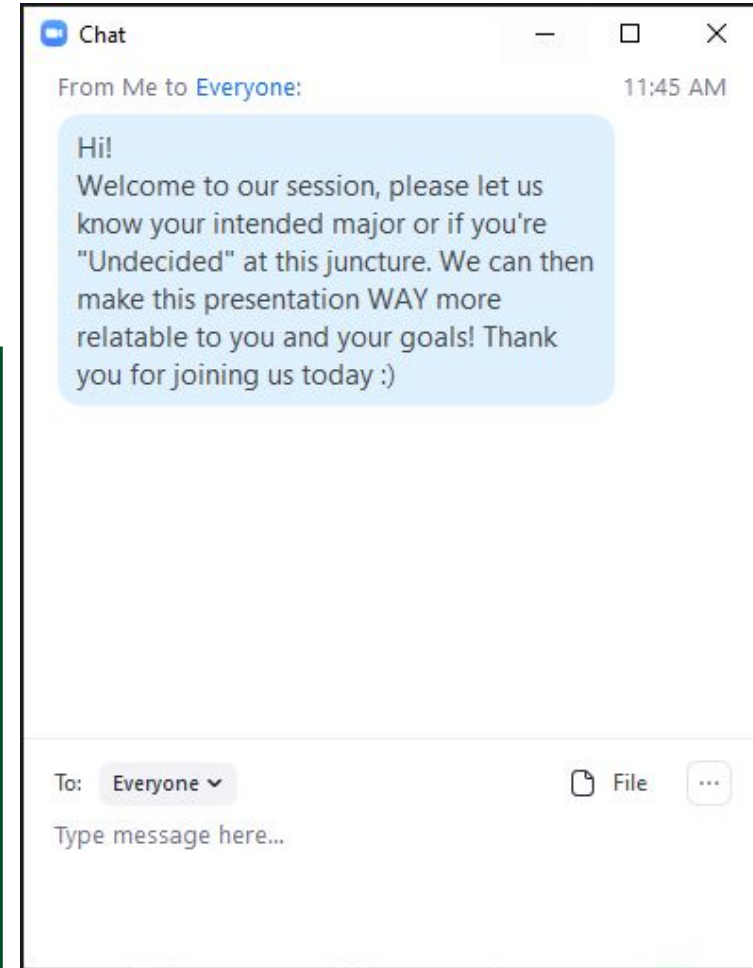


WHO

To qualify for Michigan ReConnect, you must:

- Be at least 25 years old when you apply
- Have lived in Michigan for a year or more
- Must have a high school diploma or equivalent for WCC
- Have not yet completed a college degree (associate or bachelor's)

*If you do not have a high school diploma or equivalent, visit
Michigan.gov/LearnMoreEarnMore
to get started.



WHAT

What does Michigan Reconnect Pay For?

- **In-District Tuition 100%** *(must be a program eligible for federal aid)*
- **Technology Fee** *(fees charged to all students per semester or per hour)*
- **Contact Hours** *(extra charges for certain courses and programs)*



What do you need to be aware of?

You will need to pay for textbooks and other course materials, and fees not charged to all students *think fitness center, lab fees and course-specific fees, etc. ReConnect is also a last-dollar program.



WHERE

Where should you go to school?



You should select a community college in Michigan.

It does not need to be the community college in your district, but this scholarship will only pay for the in-district tuition amount. You will be responsible for the difference.

2021-2022	Delivery Mode (1 Credit)	In-District	Out-of-District (MI)
	Face-to-Face	\$95	\$167
	Distance Learning	\$108	\$119
2022-2023	Delivery Mode (1 Credit)	In-District	Out-of-District (MI)
	Face-to-Face	\$95	\$169
	Distance Learning	\$108	\$120



WHY

Why Choose Washtenaw?

EXCELLENT QUALITY

From award-winning courses to national scholarship recipients, WCC and its students are proof that we provide a university-quality education at an affordable price. Washtenaw is known for its renowned student scholars and graduates, as well as its award-winning faculty.

- **Ranked #2** Community College in Michigan by Niche
- **Ranked #1** Community College in Michigan by schools.com
- **Ranked among the Top 10 Best Online Colleges** in Michigan by Best Value Schools
- **Ranked among the 50 Best Community Colleges** in the country by AC Online



#2 Best Community College in Michigan



WHY

*A sample of **Excellence in Action** at Washtenaw Community College...*

WCC students have been selected for the NASA 2020 Community College Aerospace Scholar (NCAS) Program

Designated as a Center of Academic Excellence in **Cyber Defense Education** by the U.S. NSA and DHS

WCC students are the **#1 transfer students** into the University of Michigan Ann Arbor.

The Washtenaw Voice won 19 individual and group awards from the **Michigan Community College Press Association**

WCC students have won the coveted Jack Kent Cooke Undergraduate Transfer Scholarship for three years running



WHY



AFFORDABLE

- WCC's tuition is among the lowest tuition in the U.S.
- You can get help paying for college with financial aid options such as scholarships, grants, loans, work-study, military educational benefits,
- You can even get grants for unexpected emergencies

MISSION-DRIVEN

Our college strives to make a positive difference in people's lives through accessible and excellent educational programs and services.

- We provide a caring, open-door teaching and learning environment.
- We provide excellent teaching, counseling, and support services.
- We reach out to people who have limited income or other barriers to success.
- We enable people to progress in their academic and career pursuits.
- We work in partnership with the communities we serve.

WHY

CONVENIENT

Virtual Classroom

Online

Mixed Mode Labs

Face-to-Face



Jalen Craig, WCC Student

“WCC’s online learning has allowed me to have complete flexibility in my life. I can still set up personal times to meet with my instructors based on what works best for our schedules, and I can learn on the go as need be. I chose the online learning environment to create school/life balance and taking classes at WCC has made that possible.”



WHEN

When should you start?



There is no time like the present. However, there are a couple of signs to be aware of that mean it is time for you to pursue and/or finish your education.

- You are lucky enough to know what you want to do. You have a good idea what subject you want to study, and/or you have a grasp of the goals you want to accomplish.
- You may not know what you want to pursue, but you have a solid confidence level that you can pay for school. You know education will open doors for you and will allow you to experience new things and pave the way for new horizons. Do not let this opportunity pass you by.

Upcoming Washtenaw Community College Start Date:
Fall I: August 29



HOW

How do you get started?

Apply to WCC + Apply for Federal Aid

**Free Application for
Federal Student Aid**

www.fafsa.gov

WCC school code: 002328



HOW



Be sure to submit FAFSA for the correct start term!

Which FAFSA?

Taking classes

Fall 2022
Winter 2023
Summer 2023

Complete FAFSA

2022/2023 FAFSA

HOW

FAFSA Completion Options



FAFSA on the Web
(FOTW) *Available in
Spanish!



Paper or PDF
FAFSA *Available
in Spanish!



FAFSA on the
Phone (FOTP)



FAAAccess to
CPS Online

HOW

FSA ID and Password

This information is used to:


- Electronically sign the FAFSA®
- Import tax information using the Data Retrieval Tool (DRT)
- Make online corrections to the FAFSA®
- Complete online entrance or exit counseling
- Electronically sign a master promissory note
- Estimate student loan payments using the Repayment Estimator


A screenshot of the FSA ID creation interface. At the top, there are two tabs: 'Create an FSA ID' (active) and 'Manage My FSA ID'. Below the tabs, the text 'Create your FSA ID username and password below.' is displayed. There are three input fields: 'Username', 'Password', and 'Confirm Password'. The 'Password' field has a small eye icon to its right. Below the 'Password' field, there are five checkmarks indicating password requirements: 'Numbers', 'Uppercase Letters', 'Lowercase Letters', '8-30 Characters', and 'Show Text'. A green 'CONTINUE' button is located at the bottom right of the form.

www.fsaid.ed.gov


HOW

IRS Data Retrieval Tool


[Return to FAFSA](#) | [Log Out](#) | [Help](#)
[Español](#)




Link It!




IRS Data Retrieval Tool

 Print this page for your records before choosing an option below.


Transfer My Tax Information into the FAFSA 

☒ The tax information provided above will populate the answers to the appropriate FAFSA questions. After the FAFSA is populated your IRS session will end and you will return to your FAFSA. Check this box if you are choosing to transfer your information.

[Transfer Now](#) 

Do Not Transfer My Tax Information and Return to the FAFSA 

☐ By clicking the "Do Not Transfer" button, you are choosing not to transfer your tax information electronically. Your IRS session will end and you will return to your FAFSA. You may still use this tax information to input the data into your FAFSA.

[Do Not Transfer](#) 

[IRS Privacy Policy](#)

HOW

New Student Enrollment Process at WCC

Apply

Welcome to the WCC Online Application!

First time users of this application portal, even if you previously applied to WCC or already have a MyWCC account or WCC email/login, please [Create an Account](#) to begin.

If you've already created an application portal account, sign in using the email address and password you used to create your account.

If you aren't sure what your password is, use the "Forgot Password" link below to reset it.

If you need assistance please contact Student Connection at 734-973-3543 or email go2wcc@wccnet.edu.

SIGN IN

[Create an Account](#) | [Forgot Password](#)

- [Submit your application](#) online anytime.
- Applying is free and only takes about ten minutes to complete.
- Use your personal email address for login to the application account.
- The application will allow you to upload your high school transcript or your unofficial college transcripts if applicable, and other application materials.
- You will receive an email with your WCC Student ID number in your 'Welcome to WCC email.'

HOW

Enrollment Process at WCC

Check My Checklist – Satisfy your application checklist items so you can be ready to register!

- [Academic Levels & Placement](#): If you have a Placement/Entry Assessment checklist item, you can satisfy it in a variety of ways.
 - (Preferred Option) The Writing Placement test is used to calculate academic levels for reading and writing and may be completed on any device. Access the [Writing Placement test](#).
 - You may sign up to take the Accuplacer test by clicking on the link [order your test](#).
 - Submit a pdf score report of your ACT, SAT, PSAT 10 or PSAT 11 score report.
 - If you are a high school graduate with a cumulative GPA of 3.0, submit your final high school transcript with a posted graduation date.

HOW

Attend New Student Orientation

Orientation helps you get your WCC experience off on the right foot, by introducing you to resources and technology, academic planning tools, tips for success, your success team and more!

Orientation: Is offered in two convenient ways:



Virtual Orientation (Required for new, first time students)

These hour-long webinar sessions are led by members of the WCC onboarding team through Zoom.

Monday	5-6 p.m.
Tuesday	5-6 p.m.
Wednesday	12-1 p.m.
Thursday	3-4 p.m.
Friday	1:30-2:30 p.m.
Select Saturdays	11 a.m.

Register now:

[MYWCC ACCOUNT](#)



Self-Paced (Optional)

Want to go at your own pace? We've designed two self-paced orientation options for you to learn about all things WCC, important policies and procedures and tools to help you succeed. Note: All new, first time students must attend Virtual Orientation in order to complete the application checklist but can use these self-paced options for continued reference.

[SELF-PACED ORIENTATION QUICK GUIDE: OPEN TO ALL](#)

[NEW STUDENT ONLINE ORIENTATION BLACKBOARD COURSE: ADMITTED STUDENTS ONLY](#)



Complete Orientation and **meet with an advisor**, then you're ready to **register for classes!**

Not sure where to go for help with your application, registration or your student account? The **Student Welcome Center** is the information hub to answer all your questions.

Hours:

Mon - Thurs: 8 a.m. to 6 p.m.

Fri: 8 a.m. to 5 p.m.

Sat: 9 a.m. to 1 p.m.



Drop Into Our Virtual Lobby



Email info@wccnet.edu



Chat With Us



Call [734-973-3543](tel:734-973-3543)

Thank you!

Any questions?

You can reach me at: Steve Bloomfield, Manager of Recruitment

sbloomfield@wccnet.edu

734-973-3657

